

Manual Guide

32-bit high-speed CPU V3.00



Specification

Electronical parameter : 5/3.3 V ± 10%x100mA (idle: 10mA)

Scanning type : bi-directional

CPU: ARM 32-bit Cortex

Version NO.: MJ_tech V3.00

Light source : 650 nm visual laser diode

Trigger Mode: handheld, Continuous , Auto sense

Auto sense : time interval: 0.3S.

Handheld/Auto sense switching time: 6S

Promoting Mode: Buzzer & Indicator lamp

Printing Contract : >25%

Resolution : 3.3mil; Scanning speed: 200scans/sec

Bit error rate :1/5million ,1/20million ; Scanning width : 30cm

Depth of Feild	3.3mil	2mm-100mm
	10mil	2-mm350mm
	15.6mil	5mm-600mm
	35mil	10mm-1000mm

Scanning angle: rotor angel±30°, inclination± 45°, declination ± 60°

Anti inference: industrial lighting or sun will not make any difference

Decoding Capability: UPC/EAN、with complementary UPC/EAN、

Code128、Code39、Code 39Full ASCII、Codabar、industrial

/Interleaved 2 of 5、Code93、MSI、Code11、ISBN、ISSN、Chinapost、

etc

Button life : 50,000 times ; laser life: 10000 hours

Drop test : 1.5m fall to concrete

Interface : TTL、RS232、KBW、USB(2m)

Certificate : CE、FCC、RoHS、 Class I

Bar code Setup

Scanning setting code described function can be realized



Display Version



Low tone



Restore defaults



High tone



KB/USB(default)



Closed voice




UART 9600, NO, 8, 1



Low volume



Continuous Mode



Medium volume



KeysTrigger



High volume



Key Delay



Bit error rate 1/20million

Data Edit Setting



Bit error rate 1/5million



CR



OFF ID



Skip



Add ID front



Tab



Add ID back




CR+Skip




Close UPC/EAN extra code



ADD STX FRONT



UPC/EAN ADD 2Extra code



ADD ETX BACK



UPC/EAN ADD 2/5Extra code



Disable suffix

Language



UNITED STATES



LATIN AMERICA



FRANCE



BELGIUM



GERMANY



NETHERLANDS



BRAZIL



HUNGARY



SPAIN



DENMARK



ITALY



UNITED KINGDOM



SWEDEN



UNIVERSAL

RS232 Setup Recommendation

- 1.Scan the RS232 setup
- 2.Default:baud rate 9600、 data bit 8、 stop bit 1 、 no parity bit
- 3.To use RS232 mode , the RS232 cable is needed to connect to the DB9 port of the device with the power



Baud Rate 9600



Data bit 7



Baud Rate 14400



Stop bit1



Baud Rate 19200



Stop bit 2



Baud Rate 57600



No parity check



Baud Rate 115200



Odd parity check



Data bit 8



Even parity check